


Platform Scale with Stainless Steel Display Device KERN SFE



Platform scale with IP65 dust and spray protection, verification optional

Features

- Platform scale protected to IP65 with stainless steel display device, for industrial applications, hygienic and easy to clean
- 1** Platform: weighing plate of stainless steel, painted steel base, silicone-coated aluminium load cell with protection against dust and water splashes IP65
- Display device: stainless steel, protection against dust and water splashes IP65, flexible positioning, e.g. free-standing or mounted to the wall, for details see KERN KFE-TM
- Weighing with tolerance range (checkweighing): a visual and audible signal helps with portioning, dispensing or grading
- Hold function: When the weighing conditions are unstable, a stable weight is calculated determining an average value

Technical data

- Large backlit LCD display, digit height 22 mm
- Weighing plate dimensions, stainless steel
 - A** W×D×H 300×240×105 mm, see larger picture
 - B** W×D×H 400×300×114 mm
 - C** W×D×H 500×400×124 mm
 - D** W×D×H 650×500×136 mm
- Dimensions of display device W×D×H 195×120×70 mm
- Rechargeable battery pack integrated, as standard, operating time up to 35 h without backlight, charging time approx. 12 h
- Cable length of display device approx. 3 m
- Permissible ambient temperature -10 °C/40 °C

Accessories

- Stand to elevate display device
 - 2** for models with weighing plate size **A-D**: Height of stand approx. 200 mm, KERN SFE-A01
 - 2** for models with weighing plate size **B-D**: Height of stand approx. 400 mm, KERN SFE-A02
 - 3** for models with weighing plate size **C-D**: Height of stand approx. 600 mm, KERN SFE-A03
- Tare pan made from stainless steel, ideal for weighing loose small parts as well as fruits, vegetables, etc., overall dimensions W×D×H 400×300×45 mm, KERN RFS-A02

STANDARD



OPTION



FACTORY



Model	Weighing capacity [Max] kg	Readability [d] g	Verification value [e] g	Minimal load [Min] g	Net weight approx. kg	Weighing plate	Options	
							Verification	DAKkS Calibr. Certificate DAKkS KERN
SFE 6K-3NM	6	2	2	40	6	A	965-228	963-128
SFE 10K-3NM	15	5	5	100	6	A	965-228	963-128
SFE 10K-3LNM	15	5	5	100	8	B	965-228	963-128
SFE 30K-2NM	30	10	10	200	6	A	965-228	963-128
SFE 60K-2NM	60	20	20	400	8	B	965-229	963-129
SFE 60K-2LNM	60	20	20	400	12	C	965-229	963-129
SFE 100K-2NM	150	50	50	1000	8	B	965-229	963-129
SFE 100K-2LNM	150	50	50	1000	12	C	965-229	963-129
SFE 100K-2XLNM	150	50	50	1000	22	D	965-229	963-129
SFE 300K-1LNM	300	100	100	2000	22	D	965-229	963-129


Note: For devices that require verification (conformity assessment according to NAWI 2014/31/EU), please include the verification when placing your order. The initial verification is not possible after delivery. Please inform the full address of the location of use for the initial verification.

1 ONLY WHILE STOCKS LAST

 **Internal adjusting**
Quick setting up of the balance's accuracy with internal adjusting weight (motordriven)

 **Adjusting program CAL**
For quick setting up of the balance's accuracy. External adjusting weight required

 **EasyTouch**
Suitable for the connection, data transmission and control through PC or tablet

 **Memory**
Balance memory capacity, e.g. for article data, weighing data, tare weights, PLU etc.

 **Alibi memory**
Secure, electronic archiving of weighing results, complying with the 2014/31/EU standard.

 **KERN Universal Port (KUP)**
allows the connection of external KUP interface adapters, e.g. RS-232, RS-485, SB, Bluetooth, WIFI, Analogue, Ethernet etc. for the exchange of data and control commands, without installation effort

 **RS-232 Data interface**
To connect the balance to a printer, PC or network

 **RS-485 Data interface**
To connect the balance to a printer, PC or other peripherals. Suitable for data transfer over large distances. Network in bus topology is possible

 **USB Data interface**
To connect the balance to a printer, PC or other peripherals

 **Bluetooth* Data interface**
To transfer data from the balance to a printer, PC or other peripherals

 **WIFI Data interface**
To transfer data from the balance to a printer, PC or other peripherals

 **Control outputs**
(optocoupler, digital I/O)
To connect relays, signal lamps, valves, etc.

 **Analogue interface**
to connect a suitable peripheral device for analogue processing of the measurements

 **Interface for second balance**
For direct connection of a second balance

 **Network interface**
For connecting the scale to an Ethernet network

 **KERN Communication Protocol (KCP)**
It is a standardized interface command set for KERN balances and other instruments, which allows retrieving and controlling all relevant parameters and functions of the device. KERN devices featuring KCP are thus easily integrated with computers, industrial controllers and other digital systems

 **GLP/ISO log intern**
The balance displays weight, date and time, independent of a printer connection

 **GLP/ISO log Printer**
With weight, date and time. Only with KERN printers.

 **Piece counting**
Reference quantities selectable. Display can be switched from piece to weight

 **Recipe level A**
The weights of the recipe ingredients can be added together and the total weight of the recipe can be printed out

 **Recipe level B**
Internal memory for complete recipes with name and target value of the recipe ingredients. User guidance through display


 **Totalising level A**
The weights of similar items can be added together and the total can be printed out


 **Percentage determination**
Determining the deviation in % from the target value (100 %)


 **Weighing units**
Can be switched to e.g. nonmetric units. See balance model. Please refer to KERN's website for more details


 **Weighing with tolerance range (Checkweighing)**
Upper and lower limiting can be programmed individually, e.g. for sorting and dosing. The process is supported by an audible or visual signal, see the relevant model


 **Hold function**
(Animal weighing program)
When the weighing conditions are unstable, a stable weight is calculated as an average value


 **Protection against dust and water splashes IPxx**
The type of protection is shown in the pictogram

 **Suspended weighing**
Load support with hook on the underside of the balance


 **Battery operation**
Ready for battery operation. The battery type is specified for each device


 **Rechargeable battery pack**
Rechargeable set


 **Universal plug-in power supply**
with universal input and optional input socket adapters for
A) EU, CH, GB
B) EU, CH, GB, US
C) EU, CH, GB, US, AUS


 **Plug-in power supply**
230V/50Hz in standard version for EU, CH. On request GB, USA or AUS version available

 **Integrated power supply unit**
Integrated in balance. 230V/50Hz standard EU. More standards e.g. GB, USA or AUS on request


 **Weighing principle Strain gauges**
Electrical resistor on an elastic deforming body


 **Weighing principle Tuning fork**
A resonating body is electromagnetically excited, causing it to oscillate


 **Weighing principle Electromagnetic force compensation**
Coil inside a permanent magnet. For the most accurate weighings


 **Weighing principle Single cell technology**
Advanced version of the force compensation principle with the highest level of precision

 **Conformity Assessment**
The time required for conformity assessment is specified in the pictogram

 **DAkkS calibration possible (DKD)**
The time required for DAkkS calibration is shown in days in the pictogram

 **Factory calibration (ISO)**
The time required for Factory calibration is shown in days in the pictogram

 **Package shipment**
The time required for internal shipping preparations is shown in days in the pictogram

 **Pallet shipment**
The time required for internal shipping preparations is shown in days in the pictogram

* The Bluetooth® word mark and logos are registered trademarks owned by Bluetooth SIG, Inc. and any use of such marks by KERN & SOHN GmbH is under license. Other trademarks and trade names are those of their respective owners.