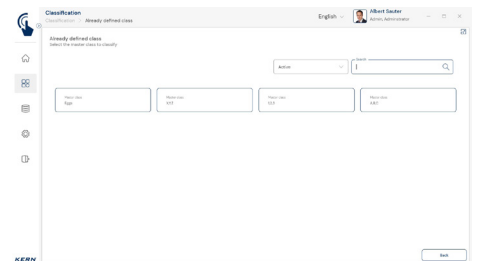
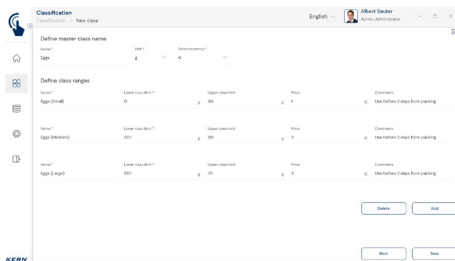
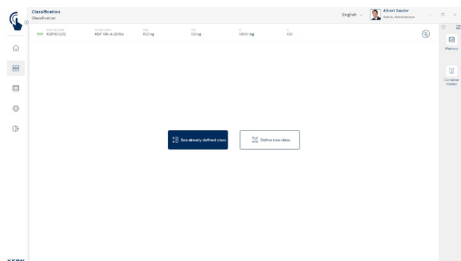


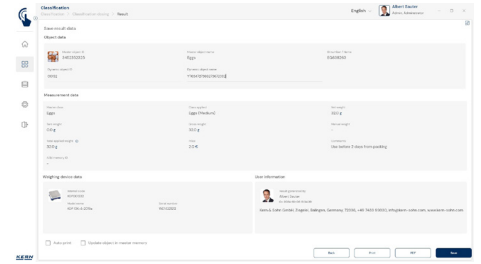
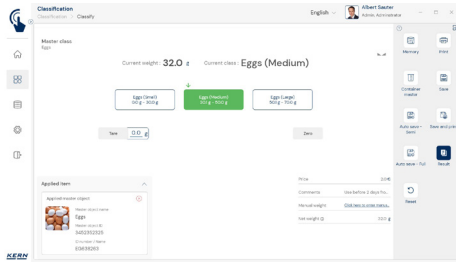
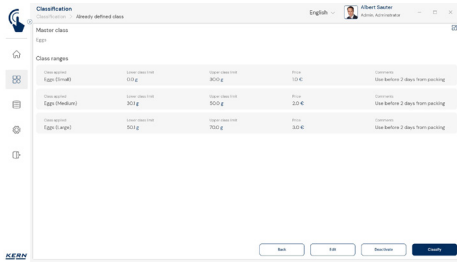
Software EasyTouch

SET-06

Classification

EasyTouch Classification – Classification function





Features

- Prerequisite for this set is the basic program SET-01 Base
- The job of the classification function is to categorise weighing objects into specific, freely-definable weight classes. This allows you to sort objects easily and means that the user no longer has to read out and interpret the weighing results
- Display of the classification result: In the result, the correct weight class in relation to the current object to be weighed is displayed in plain text. In addition, the current weight class is highlighted as a colored field and the weighing result within the weight class field is displayed visually supported by a small arrow, similar to a bar graph display
- Entering tolerance classes can be carried out conveniently using individual class descriptions (which will be automatically incremented) with lower and upper tolerance values, with a price and individual comment for each class if required. As an alternative, predefined class descriptions can also be selected and these may have individual limits
- Endless classes are possible: Class limits from 0 to a target value or from a target value to infinity can be selected as class limits. You can also set class limits with gaps. These gaps are handled as “class-less”

- Central master data memory: Classification objects can be stored in the memory of the system with classification profile, class name, appropriate lower and upper tolerance values, if necessary price and comment depending on the class, as well as ID number and ID name, image, etc. In this way these values do not have to constantly be entered again, but can be easily recalled from the memory. In the master data memory you can also store a possible tare value for the typical packaging, box or container, which will then be deducted automatically from the weighing result (PreTare)
- ID security: “ID security” offers the possibility of storing each weighed and stored classification result with a unique ID number (Dynamic Object ID) and an ID name (Dynamic Object Name). The saving process can be triggered on a semi-automatic or fully-automatic basis and always after the load has been taken off the balance and when load is applied again. This means that the user does not have to press any buttons for mass storage operations and can work efficiently
- PC print function and barcode scanning function: By operating KERN EasyTouch in a Windows® or Android™ environment you can use the full PC/tablet accessory infrastructure. In particular, standard Windows printers and PC label printers can print out extensive counting slips or compact adhesive labels with the count result to suit your requirements

Options

- The central data memory function Save Server (SET-10) for additional storage of all measurement data in a central, local server directory. By doing this the measurement data of all connected EasyTouch weighing systems as well as from all installed EasyTouch functions will be stored. A particular benefit of doing this for those users with several weighing systems is that all weighing data is consolidated in just one database and you can search for individual measurement data from several balances in just one table. The Save Server data memory is also tamper-proof and cannot be changed

Technical data

- Licensing: One license can be operated on up to four terminal devices (PC, laptop, tablet) at the same time, working independently
- User: You can store as many users as you need in one license
- Balances: You can store and operate as many balances as you need in one license
- Communication between balance/terminal device: The balance(s) can communicate with the PC, laptop or tablet by serial connection, USB, Bluetooth, Ethernet or WiFi

STANDARD				OPTION	